

Redexim North America, Inc.

GUIDE TO TINE SELECTION

CUSTOMER EDITION

“The right tine...right now.”



Welcome Valued Customer



FAST & SIMPLE

As a Redexim customer, you have access to the best factory parts available. However, selecting the proper wear parts for your machine can be a difficult task. This catalog will make it easy for you to find the exact product and price point for your Redexim machine.

OUR PRODUCTS

Redexim products are known not just for performance, but also durability and reliability. Over twenty years of experience in deep tine aeration goes into every product we offer. All genuine spare parts are manufactured to the most exacting specifications and carry a one-year warranty against factory defects.

SOLID TINES

Superior solid steel Verti-Drain tines are specially manufactured to stand the test of time, use, and abuse. Made from high-grade 3140 high carbon alloy, Verti-Drain tines are heat-treated to a 54 Rockwell, then tempered at a steady 47-49 Rockwell in a gas-free furnace. This innovative process delivers a durable, high impact tine that is resistant to bending, breakage or wear.

HOLLOW TINES

Redexim hollow coring tines maintain the highest quality and structural integrity of any hollow tine available today. Our hollow tines are manufactured from tough 4130 alloy steel using Push Point Reverse Extrusion to maintain consistent wall thickness with quality internal and external surface finish.

VERTI-DRILL SYSTEM (PATENTED)

The Verti-Drill drill tine system allows you to gently and quickly drill aerate your greens and fine turf areas with minimal disturbance. The USA-made drill tines and Verti-Drill mechanism are constructed of the highest quality materials and machined to exacting standards for long life and maximum durability.

MULTI-TINE BLOCKS, BLADES & OTHER ACCESSORIES

In addition to tines, this booklet will assist you in choosing spiking knives, cutting blades and optional accessories such as 3/8" & 1/2" multi-tine blocks, core collectors, drill tine kits and turf hold down kits.

Table of Contents

How To Use This Catalog	4
7007H: Tines & Accessories	5
7113 / 7117: Tines & Accessories	6/7
7120: Tines & Accessories	8/9
7212: Tines & Accessories	10/11
7215: Tines & Accessories	12/13
7316: Tines & Accessories	14/15
7416: Tines & Accessories	16/17
7516: Tines & Accessories	18/19
7521: Tines & Accessories	20/21
7526: Tines & Accessories	22/23
7626: Tines & Accessories	24/25
Verti-Quake 2515/2516/2521: Blades & Accessories	26
Verti-Knife 1800: Blades & Accessories	27
Verti-Core II– 1600: Tines & Accessories	28/29
Multi-Spike 1200: Tines & Accessories	30
Level-Spike 1700/2200: Tines & Accessories	31
Turf Tidy 1500/1800: Blades & Accessories	32
Turf Tidy 1310/1710: Blades & Accessories	33
Older Model Machine Tines	34
Replacement Tubes for Coring Tines: Tubes & Roll-Pins	35
Easy-Core & Easy-Core Hydro	36
Easy-Core Tow Behind	37

“HOW TO”

STEP 1: SELECT MACHINE

Locate your machine in the Table of Contents and turn to the specified page. At the top of the page is a brief description of the mounting hardware for that specific model.

STEP 2: SELECT PRODUCT

The product is described by the following:

- **Part #** - The Redexim part number used to place order.
- **Description**– Product details and notes. Measurements are OUTSIDE DIAMETER x OPERATING LENGTH (TUBE LENGTH FOR CORING TINES). “#” denotes the standard tine and, if needed, adapter that comes with the machine as new.
- **Depth**– The operating length of solid tines & the tube length of coring tines. The maximum depth the tine can penetrate.
- **Total**– The total overall length of the tine from tip to base.
- **ID**– Inside diameter at widest point, used only on coring tines.
- **OD**– Outside diameter at widest point
- **Wall**– Wall thickness at thickest point.
- **Core**– Size of tip-hole in tube. The approximate size of the core produced.
- **Mount**– OD of the mounting shank where tine is mounted in tine head. This may be a metric or standard size. Please take note of your mounting hardware so as not to choose the wrong size shank.
- **Qty.**– The quantity required to outfit one machine. “A” through “X” denotes that an adapter is required. You will find these at the bottom of the page in the “Adapter” section. “ * ” denotes that a tine block is required. You will find tine blocks in the “Accessories” listing for that machine. For example, “24M/48*” means you can install qty. 24 of this tine using adapter M or you can install qty. 48 of this tine using the appropriate tine block as described in the Accessory section.

Also listed are accessories such as tine heads, Verti-Drills, turf hold down kits, core collectors, rear rollers, etc.

For technical questions regarding these products, please contact Technical Support at phone 636-326-1009, ext. 18 or e-mail at redeximparts@aol.com.

7007H



The 7007H has 4 tine heads, each with three 12 mm tine mounts, max. depth 6"

Part #	Description	Depth	Total	ID	OD	Wall	Core	Mount	Qty.
Solid Tines									
311.112.150	1/2 x 6	6	8	na	12mm	na	na	12mm	12
311.108.150	5/16 x 6 #	6	8	na	8mm	na	na	8mm	12M/20*
311.105.125	3/16 x 5	5	5-3/4	na	5mm	na	na	5mm	12N
311.112.075	1/2 x 3/4 Dimple	3/4	4	na	12mm	na	na	12mm	20*
Coring Tines									
311.210.080	3/8 x 3-1/4	3-1/4	4-1/4	5/16	3/8	.045	1/4	8mm	12M/20*
311.210.127	3/8 x 5	5	6	5/16	3/8	.047	1/4	8mm	12M/20*
9990076	1 x 6	6	7	3/4	1	.125	5/8	12mm	12
999F003	13/16 x 6	6	7-1/4	9/16	13/16	.105	1/2	12mm	12
999F005	5/8 x 6	6	7	1/2	5/8	.062	3/8	12mm	12
Adapters									
314.208.043	M-8mm to 12mm #	na	na	8mm	12mm	na	na	12mm	12
314.205.043	N-5mm to 12mm	na	na	5mm	12mm	na	na	12mm	12

<u>Accessories</u>	Description	Notes	Qty.
211.700.016	Pencil Tine Block	Holds Five 8mm shank tines	4
314.425.180	Dimple Seeder Tine Block	Holds Five 12mm dimple tines	4
211.700.028	Rear Roller Kit	Required when using core collector	1
211.700.006	Core Collector	Mounts to optional rear roller	1
211.700.002	Turf Hold Down Kit	For up to and including 13/16" OD tines	1
318.302.150	Core Deflector Plate	Deflects cores out rear of machine	4
211.700.026	Three Wheel Drive Kit	Adds drive motor to front wheel	1

Replacement Coring Tubes on Page 37


7117



The 7117 has 10 tine heads, each with three 12 mm tine mounts, max depth 6"

Part #	Description	Depth	Total	ID	OD	Wall	Core	Shank	Qty. 7117
Solid Tines									
311.112.150	1/2 x 6 #	6	8	na	12mm	na	na	12mm	30
311.108.150	5/16 x 6	6	8	na	8mm	na	na	8mm	30M/50*
311.105.125	3/16 x 5	5	5-3/4	na	5mm	na	na	5mm	30N
311.112.075	1/2 x 3/4 Dimple	3/4	4	na	12mm	na	na	12mm	50*
Coring Tines									
311.210.080	3/8 x 3-1/4	3-1/4	4-1/4	5/16	3/8	.045	1/4	8mm	30M/50*
311.210.127	3/8 x 5	5	6	5/16	3/8	.047	1/4	8mm	30M/50*
9990076	1 x 6	6	7	3/4	1.0	.125	5/8	12mm	30
999F003	13/16 x 6	6	7-1/4	9/16	13/16	.105	1/2	12mm	30
999F005	5/8 x 6	6	7	1/2	5/8	.062	3/8	12mm	30
Adapters									
314.208.043	M-8mm to 12mm	na	na	8mm	12mm	na	na	12mm	30
314.205.043	N-5mm to 12mm	na	na	5mm	12mm	na	na	12mm	30

Replacement Coring Tubes on Page 37




7117



CONTINUED FROM PREVIOUS PAGE

<u>Accessories</u>				
Part #	Description	Notes	Qty	7117
211.700.016	Pencil Tine Block	Holds five 8mm shank tines, bolts to bottom of tine head	10	
314.425.180	Dimple Seeder Tine Block	Holds Five 12mm dimple tines	10	
9300080	Core Collector 7117	Pulls cores to end of pass, releasing them when raised	1	
211.711.004	Turf Hold Down Kit 7117	For up to and including 13/16" OD tines	1	
318.302.150	Core Deflector Plate	Deflects cores out rear of machine	10	
211.731.010	Windrow Kit	Funnels cores into a straight line behind machine	1	

7117 Mustang Detail

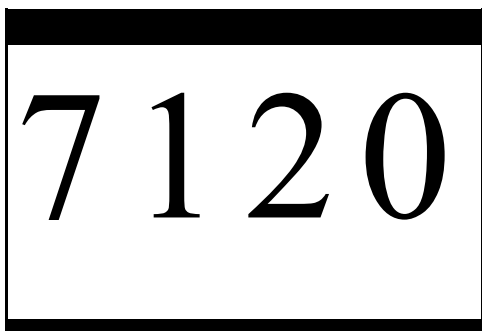


1 x 6 coring tines
with core deflector

Pencil Tine Head
with 5/16 x 6 Solids

1/2 x 6 Solid

3/8 x 5 Coring
with adapter



The 7120 has 10 tine heads, each with three 12 mm & two 18 mm tine holes, max depth 8"

Part #	Description	Depth	Total	ID	OD	Wall	Core	Shank	Qty.
Solid Tines									
311.112.200	1/2 x 8 #	8	10	na	12mm	na	na	12mm	30
311.118.200	3/4 x 8	8	10	na	18mm	na	na	18mm	20
311.112.150	1/2 x 6	6	8	na	12mm	na	na	12mm	30
311.108.150	5/16 x 6	6	8	na	8mm	na	na	8mm	30M/36*
311.105.125	3/16 x 5	5	5-3/4	na	5mm	na	na	5mm	30N/240*
9990056	5/16 x 7	7	9	na	8mm	na	na	8mm	30M/60*
311.112.075	1/2 x 3/4 Dimple	3/4	4	na	12mm	na	na	12mm	60*
Coring Tines									
311.210.080	3/8 x 3-1/4	3-1/4	4-1/4	5/16	3/8	.045	1/4	8mm	30M/60*
311.210.127	3/8 x 5	5	6	5/16	3/8	.047	1/4	8mm	30M/60*
9990022	5/8 x 7	7	8	1/2	5/8	.062	3/8	12mm	30
9990076	1 x 6	6	7	3/4	1	.125	5/8	12mm	30
999F003	13/16 x 6	6	7-3/8	9/16	13/16	.105	1/2	12mm	30
999F005	5/8 x 6	6	7	1/2	5/8	.062	3/8	12mm	30
311.219.200	3/4 x 8	8	9-3/4	9/16	3/4	.093	7/16	18mm	20
311.219.201	3/4 x 8	8	9-3/4	9/16	3/4	.093	7/16	12mm	30
311.225.200	1 x 8	8	9-3/4	3/4	1.0	.125	5/8	18mm	20
Adapters									
314.208.043	M-8mm to 12mm	na	na	8mm	12mm	na	na	12mm	30
314.205.043	N-5mm to 12mm	na	na	5mm	12mm	na	na	12mm	30

Replacement Coring Tubes on Page 37

7 1 2 0



CONTINUED FROM PREVIOUS PAGE

<u>Accessories</u> Part #	Description	Notes	Qty
211.712.002	Turf Hold Down Kit	Aligns with 12mm tineholder holes	1
211.712.004	Turf Hold Down Kit	Aligns with 18mm tineholder holes	1
314.425.170	Needle Tine Block	Holds twenty-four 5mm tines	10
9990206	Pencil Tine Block	Holds six 8mm shank tines	10
314.425.174	Quad Tine Block	Holds six 3/8" shank tines	10
314.425.172	Dimple Seeder Tine Block	Holds six 12mm dimple tines	10
211.712.008	Windrow Kit	Funnels cores into a straight line behind machine	1



Needle Tine Block



The 7212 has 6 tine heads, each with three 12 mm & two 18 mm tine mounts, max depth 10"

Part #	Description	Depth	Total	ID	OD	Wall	Core	Shank	Qty.
Solid Tines									
311.112.200	1/2 x 8 #	8	10	na	12mm	na	na	12mm	30
311.118.200	3/4 x 8	8	10	na	18mm	na	na	18mm	20
2381837	1/2 x 10 #	10	12-1/2	na	12mm	na	na	12mm	18
2381841	3/4 x 10	10	12-3/4	na	18mm	na	na	18mm	12
311.112.150	1/2 x 6	6	8	na	12mm	na	na	12mm	18
311.108.150	5/16 x 6	6	8	na	8mm	na	na	8mm	18M/36*
311.105.125	3/16 x 5	5	5-3/4	na	5mm	na	na	5mm	18N/126*
9990056	5/16 x 7	7	9	na	8mm	na	na	8mm	18M/36*
9990059	5/16 x 10	10	11-1/2	na	8mm	na	na	8mm	18M/36*
311.112.075	1/2 x 3/4 Dimple	3/4	4	na	12mm	na	na	12mm	36*
Coring Tines									
311.210.080	3/8 x 3-1/4	3-1/4	4-1/4	5/16	3/8	.045	1/4	8mm	18M/36*
311.210.127	3/8 x 5	5	6	5/16	3/8	.047	1/4	8mm	18M/36*
9990022	5/8 x 7	7	8	1/2	5/8	.062	3/8	12mm	18
9990023	3/4 x 10	10	11-3/4	9/16	3/4	.094	7/16	18mm	12
9990024	1 x 10	10	11-3/4	3/4	1	.125	5/8	18mm	12
9990040	3/4 x 10	10	11-1/2	9/16	3/4	.094	7/16	12mm	18
9990076	1 x 6	6	7	3/4	1	.125	5/8	12mm	18
999F003	13/16 x 6	6	7-3/8	9/16	13/16	.105	1/2	12mm	18
999F005	5/8 x 6	6	7	1/2	5/8	.062	3/8	12mm	18
999F007	5/8 x 6 fixed shank	6	7	1/2	5/8	.062	3/8	12mm	18
311.219.200	3/4 x 8	8	9-3/4	9/16	3/4	.093	7/16	18mm	12
311.219.201	3/4 x 8	8	9-3/4	9/16	3/4	.093	7/16	12mm	18
311.225.200	1 x 8	8	9-3/4	3/4	1.0	.125	5/8	18mm	12
Adapters									
314.208.043	M-8mm to 12mm	na	na	8mm	12mm	na	na	12mm	18
314.205.043	N-5mm to 12mm	na	na	5mm	12mm	na	na	12mm	18
311.812.120	X-1/2 Verti-Drill	na	na	1/2	na	na	na	12mm	18

7212



CONTINUED FROM PREVIOUS PAGE

Part #	Description	Depth	Total	ID	OD	Wall	Core	Shank	Qty.
Verti-Drills									
311.812.230	1/2 x 10 Drill	10	10-1/2	na	1/2	na	na	1/2"	18X

Accessories			
Part #	Description	Notes	Qty
211.721.014	Turf Hold Down Kit	Aligns with 12mm tineholder holes	1
211.721.012	Turf Hold Down Kit	Aligns with 18mm tineholder holes	1
9100080	Core Collector	Pulls cores to end of pass	1
211.721.016	Windrow Kit	Funnels cores into a straight line behind machine	1
314.425.170	Needle Tine Block	Holds twenty-one 5mm tines	6
9990206	Pencil Tine Block	Holds six 8mm shank tines	6
314.425.172	Dimple Tine Block	Holds six 12mm dimple tines or six 12mm shank quad or cross tines	6



Verti-Drill System

7215



The 7215 has 8 tine heads, each with three 12 mm & two 18 mm tine mounts, max depth 10"

Part #	Description	Depth	Total	ID	OD	Wall	Core	Shank	Qty.
Solid Tines									
311.112.200	1/2 x 8 #	8	10	na	12mm	na	na	12mm	30
311.118.200	3/4 x 8	8	10	na	18mm	na	na	18mm	20
2381837	1/2 x 10 #	10	12-1/2	na	12mm	na	na	12mm	24
2381841	3/4 x 10	10	12-3/4	na	18mm	na	na	18mm	16
311.112.150	1/2 x 6	6	8	na	12mm	na	na	12mm	24
311.108.150	5/16 x 6	6	8	na	8mm	na	na	8mm	24M/48*
311.105.125	3/16 x 5	5	5-3/4	na	5mm	na	na	5mm	24N/168*
9990056	5/16 x 7	7	9	na	8mm	na	na	8mm	24M/48*
9990059	5/16 x 10	10	11-1/2	na	8mm	na	na	8mm	24M/48*
311.112.075	1/2 x 3/4 Dimple	3/4	4	na	12mm	na	na	12mm	48*
Coring Tines									
311.210.080	3/8 x 3-1/4	3-1/4	4-1/4	5/16	3/8	.045	1/4	8mm	24M/48*
311.210.125	3/8 x 5	5	6	5/16	3/8	.047	1/4	8mm	24M/48*
9990022	5/8 x 7	7	8	1/2	5/8	.062	3/8	12mm	24
9990023	3/4 x 10	10	11-3/4	9/16	3/4	.094	7/16	18mm	16
9990024	1 x 10	10	11-3/4	3/4	1	.125	5/8	18mm	16
9990040	3/4 x 10	10	11-1/2	9/16	3/4	.094	7/16	12mm	24
9990076	1 x 6	6	7	3/4	1	.125	5/8	12mm	24
999F003	13/16 x 6	6	7-3/8	9/16	13/16	.105	1/2	12mm	24
999F005	5/8 x 6	6	7	1/2	5/8	.062	3/8	12mm	24
999F007	5/8 x 6 fixed shank	6	7	1/2	5/8	.062	3/8	12mm	24
Adapters									
314.208.043	M-8mm to 12mm	na	na	8mm	12mm	na	na	na	24
314.205.043	N-5mm to 12mm	na	na	5mm	12mm	na	na	na	24
311.812.120	X-1/2 Verti-Drill	na	na	1/2	na	na	na	12mm	24

7215



CONTINUED FROM PREVIOUS PAGE

Part # Description Depth Total ID OD Wall Core Shank Qty.

Verti-Drills

311.812.230	1/2 x 10 Drill	10	10.5	na	1/2	na	na	12mm	24X
-------------	----------------	----	------	----	-----	----	----	------	-----

Accessories

Part #	Description	Notes	Qty
211.721.002	Turf Hold Down Kit	Aligns with 12mm tineholder holes	1
211.721.004	Turf Hold Down Kit	Aligns with 18mm tineholder holes	1
211.721.006	Core Collector	Pulls cores to end of pass	1
211.721.016	Windrow Kit	Funnels cores into a straight line behind machine	1
314.425.170	Needle Tine Block	Holds twenty-one 3/16" tines	8
9990206	Pencil Tine Block	Holds six 8mm shank tines	8
314.425.174	Quad Tine Block	Holds six 3/8 shank tines	8
314.425.172	Dimple Tine Block	Holds six 12mm dimple tines or six 12mm shank quad or cross tines	8



Core Collector

7316



The 7316 has six tine heads, each with four 12 mm & two 18 mm tine mounts, max. depth 12”

Part #	Description	Depth	Total	ID	OD	Wall	Core	Shank	Qty.
Solid Tines									
311.112.200	1/2 x 8 #	8	10	na	12mm	na	na	12mm	30
311.118.200	3/4 x 8	8	10	na	18mm	na	na	18mm	20
2381837	1/2 x 10	10	12-1/2	na	12mm	na	na	12mm	24
2381841	3/4 x 10	10	12-1/2	na	18mm	na	na	18mm	12
2381838	1/2 x 12 #	12	14	na	12mm	na	na	12mm	24
2382638	3/4 x 12	12	14	na	18mm	na	na	18mm	12
311.112.150	1/2 x 6	6	8	na	12mm	na	na	12mm	24
311.108.150	5/16 x 6	6	8	na	8mm	na	na	8mm	24M/48*
311.105.125	3/16 x 5	5	5-3/4	na	5mm	na	na	5mm	24N
9990056	5/16 x 7	7	8-1/2	na	8mm	na	na	8mm	24M/48*
9990059	5/16 x 10	10	11-1/2	na	8mm	na	na	8mm	24M/48*
311.112.075	1/2 x 3/4 Dimple	3/4	4	na	12mm	na	na	12mm	48*
Coring Tines									
311.210.080	3/8 x 3-1/4	3-1/4	4-1/4	5/16	3/8	.045	1/4	8mm	24M/48*
311.210.125	3/8 x 5	5	6	5/16	3/8	.047	1/4	8mm	24M/48*
9990022	5/8 x 7	7	8	1/2	5/8	.062	3/8	12mm	24
9990023	3/4 x 10	10	11-3/4	9/16	3/4	.094	7/16	18mm	12
9990024	1 x 10	10	11-3/4	3/4	1	.125	5/8	18mm	12
9990040	3/4 x 10	10	11-1/2	9/16	3/4	.094	7/16	12mm	24
9990076	1 x 6	6	7	3/4	1	.125	5/8	12mm	24
999F003	13/16 x 6	6	7-3/8	9/16	13/16	.105	1/2	12mm	24
999F005	5/8 x 6	6	7	1/2	5/8	.062	3/8	12mm	24
999F007	5/8 x 6 fixed shank	6	7	1/2	5/8	.062	3/8	12mm	24
Adapters									
314.208.043	M-8mm to 12mm	na	na	8mm	12mm	na	na	12mm	24
314.205.043	N-5mm to 12mm	na	na	5mm	12mm	na	na	12mm	24
311.812.120	X-1/2 Verti-Drill	na	na	1/2	na	na	na	12mm	24
311.819.120	Y-3/4 Verti-Drill	na	na	3/4	na	na	na	18mm	12

7316



CONTINUED FROM PREVIOUS PAGE

Part #	Description	Depth	Total	ID	OD	Wall	Core	Shank	Qty.
Verti-Drills									
311.812.230	1/2 x 10 Drill	10	10.5	na	1/2	na	na	1/2"	24X
311.819.230	3/4 x 10 Drill	10	10.5	na	3/4	na	na	3/4"	12Y

Accessories									
Part #	Description	Notes						Qty	
211.731.006	Turf Hold Down Kit	Aligns with 12mm tineholder holes						1	
211.731.008	Turf Hold Down Kit	Aligns with 18mm tineholder holes						1	
9200080	Core Collector	Pulls cores to end of pass						1	
211.731.010	Windrow Kit	Funnels cores into a straight line behind machine						1	
314.425.240	Needle Tine Block	Holds twenty-four 5mm tines						6	
9990208	Pencil Tine Block	Holds eight 8mm shank tines						6	
314.425.178	Quad Tine Block	Holds eight 3/8" shank tines						6	
314.425.176	Dimple Tine Block	Holds eight 12mm dimple tines or eight 12mm shank quad or cross tines						6	
211.731.002	Hydraulic Rear Brush	Rotating bristle brush to incorporate topdressing into holes						1	



Dimple Tine Block


7416



The 7416 has six tine heads, each with four 12 mm & two 24 mm tine mounts, max. depth 14”

Part #	Description	Depth	Total	ID	OD	Wall	Core	Shank	Qty.
Solid Tines									
311.112.200	1/2 x 8 #	8	10	na	12mm	na	na	12mm	30
311.118.200	3/4 x 8	8	10	na	18mm	na	na	18mm	20
9990019	1/2 x 14	14	15-1/2	na	12mm	na	na	12mm	24
2381837	1/2 x 10	10	12-1/2	na	12mm	na	na	12mm	24
2381841	3/4 x 10	10	12-1/2	na	18mm	na	na	18mm	12B
2381838	1/2 x 12	12	14	na	12mm	na	na	12mm	24
2382638	3/4 x 12 #	12	14	na	18mm	na	na	18mm	12B
311.112.150	1/2 x 6	6	8	na	12mm	na	na	12mm	24
311.108.150	5/16 x 6	6	8	na	8mm	na	na	8mm	24M/48*
311.105.125	3/16 x 5	5	5-3/4	na	5mm	na	na	5mm	24N
9990056	5/16 x 7	7	8-1/2	na	8mm	na	na	8mm	24M/48*
9990059	5/16 x 10	10	11-1/2	na	8mm	na	na	8mm	24M/48*
311.112.075	1/2 x 3/4 Dimple	3/4	4	na	12mm	na	na	12mm	48*
Coring Tines									
311.210.080	3/8 x 3-1/4	3-1/4	4-1/4	5/16	3/8	.045	1/4	8mm	24M/48*
311.210.125	3/8 x 5	5	6	5/16	3/8	.047	1/4	8mm	24M/48*
9990022	5/8 x 7	7	8	1/2	5/8	.062	3/8	12mm	24
9990023	3/4 x 10	10	11-3/4	9/16	3/4	.094	7/16	18mm	12B
9990024	1 x 10	10	11-3/4	3/4	1	.125	5/8	18mm	12B
9990034	1-1/4 x 12	12	14-1/2	7/8	1-1/4	.156	3/4	24mm	12
9990040	3/4 x 10	10	11-1/2	9/16	3/4	.094	7/16	12mm	24
9990076	1 x 6	6	7	3/4	1	.125	5/8	12mm	24
999F003	13/16 x 6	6	7-3/8	9/16	13/16	.105	1/2	12mm	24
999F005	5/8 x 6	6	7	1/2	5/8	.062	3/8	12mm	24
999F007	5/8 x 6 fixed shank	6	7	1/2	5/8	.062	3/8	12mm	24

7416



CONTINUED FROM PREVIOUS PAGE

Part #	Description	Depth	Total	ID	OD	Wall	Core	Shank	Qty.
Adapters									
314.208.043	M-8mm to 12mm	na	na	8mm	12mm	na	na	na	24
314.205.043	N-5mm to 12mm	na	na	5mm	12mm	na	na	na	24
2451800	B- 3/4 to 1 #	na	na	18mm	24mm	na	na	na	12
311.812.120	X-1/2 Verti-Drill	na	na	1/2	na	na	na	12mm	24
311.819.120	Y-3/4 Verti-Drill	na	na	3/4	na	na	na	18mm	12
Verti-Drills									
311.812.230	1/2 x 10 Drill	10	10-1/2	na	1/2	na	na	12mm	24X
311.819.230	3/4 x 10 Drill	10	10-1/2	na	3/4	na	na	18mm	12Y&B

Accessories: Part #	Description	Notes	Qty
211.741.002	Turf Hold Down Kit	Aligns with 12mm tineholder holes	1
211.741.004	Turf Hold Down Kit	Aligns with 2mm4mm tineholder holes	1
211.751.010	Pencil Tine Block Kit	Holds eight shank tines per head	1 kit
9200080	Core Collector	Pulls cores to end of pass	1
211.731.010	Windrow Kit	Funnels cores into a straight line behind machine	1
314.425.186	Quad Tine Block	Holds eight 3/8" shank tines	6
314.425.184	Dimple Tine Block	Holds eight 12mm dimple tines or eight 12mm shank quad or cross tines	6



Verti-Drills

7516



The 7516 has six tine heads, each with four 12 mm & two 24 mm tine mounts, max. depth 16"

Part #	Description	Depth	Total	ID	OD	Wall	Core	Shank	Qty.
Solid Tines									
311.112.200	1/2 x 8 #	8	10	na	12mm	na	na	12mm	30
311.118.200	3/4 x 8	8	10	na	18mm	na	na	18mm	20
9990019	1/2 x 14	14	15-1/2	na	12mm	na	na	12mm	24
2381837	1/2 x 10	10	12-1/2	na	12mm	na	na	12mm	24
2381841	3/4 x 10	10	12-1/2	na	18mm	na	na	18mm	12B
2381838	1/2 x 12	12	14	na	12mm	na	na	12mm	24
2382638	3/4 x 12 #	12	14	na	18mm	na	na	18mm	12B
2382639	3/4 x 16	16	18	na	18mm	na	na	18mm	12B
2382640	1 x 16	16	18	na	24mm	na	na	24mm	12
311.112.150	1/2 x 6	6	8	na	12mm	na	na	12mm	24
311.108.150	5/16 x 6	6	8	na	8mm	na	na	8mm	24M/48*
311.105.125	3/16 x 5	5	5-3/4	na	5mm	na	na	5mm	24N
9990056	5/16 x 7	7	8-1/2	na	8mm	na	na	8mm	24M/48*
9990059	5/16 x 10	10	11-1/2	na	8mm	na	na	8mm	24M/48*
311.112.075	1/2 x 3/4 Dimple	3/4	4	na	12mm	na	na	12mm	48*
Coring Tines									
311.210.080	3/8 x 3-1/4	3-1/4	4-1/4	5/16	3/8	.045	1/4	8mm	24M/48*
311.210.125	3/8 x 5	5	6	5/16	3/8	.047	1/4	8mm	24M/48*
9990022	5/8 x 7	7	8	1/2	5/8	.062	3/8	12mm	24
9990023	3/4 x 10	10	11-3/4	9/16	3/4	.094	7/16	18mm	12B
9990024	1 x 10	10	11-3/4	3/4	1	.125	5/8	18mm	12B
9990034	1-1/4 x 12	12	14-1/2	7/8	1-1/4	.156	3/4	24mm	12
9990040	3/4 x 10	10	11-1/2	9/16	3/4	.094	7/16	12mm	24
9990076	1 x 6	6	7	3/4	1	.125	5/8	12mm	24
999F003	13/16 x 6	6	7-3/8	9/16	13/16	.105	1/2	12mm	24
999F005	5/8 x 6	6	7	1/2	5/8	.062	3/8	12mm	24
999F007	5/8 x 6 fixed shank	6	7	1/2	5/8	.062	3/8	12mm	24


7516



CONTINUED FROM PREVIOUS PAGE

Part #	Description	Depth	Total	ID	OD	Wall	Core	Shank	Qty.
Adapters									
314.208.043	M-8mm to 12mm	na	na	8mm	12mm	na	na	na	24
314.205.043	N-5mm to 12mm	na	na	5mm	12mm	na	na	na	24
2451800	B-3/4 to 1.0	na	na	18mm	24mm	na	na	na	12
311.812.120	X-1/2 Verti-Drill	na	na	1/2	na	na	na	12mm	24
311.819.120	Y-3/4 Verti-Drill	na	na	3/4	na	na	na	18mm	12
Verti-Drills									
311.812.230	1/2 x 10 Drill	10	10-1/2	na	1/2	na	na	1/2	24X
311.819.230	3/4 x 10 Drill	10	10-1/2	na	3/4	na	na	3/4	12Y&B

<u>Accessories</u>	Description	Notes	Qty
9500100	Hydraulic Wheel Kit	Converts from 3-pt mount to trailed unit with hydraulic lift frame & tires	1
211.751.008	Turf Hold Down Kit	Aligns with 12mm tineholder holes	1
211.751.006	Turf Hold Down Kit	Aligns with 24mm tineholder holes	1
9500080	Core Collector	Pulls cores to end of pass	1
211.730.010	Windrow Kit	Funnels cores into a straight line behind machine	1
211.751.010	Pencil Tine Block Kit	Holds eight 8mm shank tines per head	1 kit
314.425.186	Quad Tine Block	Holds eight 3/8" shank tines	6
314.425.184	Dimple Tine Block	Holds eight 12mm dimple tines or eight 12mm shank quad or cross tines	6
211.752.004	Auxiliary Spring Kit	Additional spring for added tension	6
468.102.230	Tine Head Reinforcing Plate	Hardened plate bolts to bottom of tine head for additional strength	6



Turf Hold Down Kit

7521



The 7521 has eight tine heads, each with four 12 mm & two 24 mm tine mounts, max. depth 16”

Part #	Description	Depth	Total	ID	OD	Wall	Core	Shank	Qty.
Solid Tines									
311.112.200	1/2 x 8 #	8	10	na	12mm	na	na	12mm	30
311.118.200	3/4 x 8	8	10	na	18mm	na	na	18mm	20
9990019	1/2 x 14	14	15-1/2	na	12mm	na	na	12mm	32
2381837	1/2 x 10	10	12-1/2	na	12mm	na	na	12mm	32
2381841	3/4 x 10	10	12-1/2	na	18mm	na	na	18mm	16B
2381838	1/2 x 12	12	14	na	12mm	na	na	12mm	32
2382638	3/4 x 12 #	12	14	na	18mm	na	na	18mm	16B
2382639	3/4 x 16	16	18	na	18mm	na	na	18mm	16B
2382640	1 x 16	16	18	na	24mm	na	na	24mm	16
311.112.150	1/2 x 6	6	8	na	12mm	na	na	12mm	32
311.108.150	5/16 x 6	6	8	na	8mm	na	na	8mm	32M/64*
311.105.125	3/16 x 5	5	5-3/4	na	5mm	na	na	5mm	32N
9990056	5/16 x 7	7	8-1/2	na	8mm	na	na	8mm	32M/64*
9990059	5/16 x 10	10	11-1/2	na	8mm	na	na	8mm	32M/64*
311.112.075	1/2 x 3/4 Dimple	3/4	4	na	12mm	na	na	12mm	64*
Coring Tines									
311.210.080	3/8 x 3-1/4	3-1/4	4-1/4	5/16	3/8	.045	1/4	8mm	32M/64*
311.210.125	3/8 x 5	5	6	5/16	3/8	.047	1/4	8mm	32M/64*
9990022	5/8 x 7	7	8	1/2	5/8	.062	3/8	12mm	32
9990023	3/4 x 10	10	11-3/4	9/16	3/4	.094	7/16	18mm	16B
9990024	1 x 10	10	11-3/4	3/4	1	.125	5/8	18mm	16B
9990034	1-1/4 x 12	12	14-1/2	7/8	1-1/4	.156	3/4	24mm	16
9990040	3/4 x 10	10	11-1/2	9/16	3/4	.094	7/16	12mm	24
9990076	1 x 6	6	7	3/4	1	.125	5/8	12mm	32
999F003	13/16 x 6	6	7-3/8	9/16	13/16	.105	1/2	12mm	32
999F005	5/8 x 6	6	7	1/2	5/8	.062	3/8	12mm	32
999F007	5/8 x 6 fixed shank	6	7	1/2	5/8	.062	3/8	12mm	32

7521



CONTINUED FROM PREVIOUS PAGE

Part #	Description	Depth	Total	ID	OD	Wall	Core	Shank	Qty.
Adapters									
314.208.043	M-8mm to 12mm	na	na	8mm	12mm	na	na	na	32
314.205.043	N-5mm to 12mm	na	na	5mm	12mm	na	na	na	32
2451800	B-3/4 to 1.0	na	na	18mm	24mm	na	na	na	16
311.812.120	X-1/2 Verti-Drill	na	na	1/2	na	na	na	12mm	32
311.819.120	Y-3/4 Verti-Drill	na	na	3/4	na	na	na	18mm	16

Verti-Drills

311.812.230	1/2 x 10 Drill	10	10-1/2	na	1/2	na	na	1/2	32X
311.819.230	3/4 x 10 Drill	10	10-1/2	na	3/4	na	na	3/4	16Y&B

Accessories

	Description	Notes	Qty
9500110	Hydraulic Wheel Kit	Converts from 3-pt mount to trailed unit with hydraulic lift frame & tires	1
211.752.010	Pencil Tine Block Kit	Holds eight 8mm shank tines per head	1 kit
314.425.186	Quad Tine Block	Holds eight 3/8" shank tines	8
314.425.184	Dimple Tine Block	Holds eight 12mm dimple tines or eight 12mm shank quad or cross tines	8
211.452.007	Turf Hold Down Kit	Aligns with 12mm tineholder holes	1
211.752.006	Turf Hold Down Kit	Aligns with 24mm tineholder holes	1
211.752.004	Auxiliary Spring Kit	Additional external spring for added tension	8
468.102.230	Tine head reinforcing plate	Hardened plate bolts to bottom of tine head for additional strength	8

**Hydraulic Wheel Kit**

7526



The 7526 has ten tine heads, each with four 12 mm & two 24 mm tine mounts, max. depth 16"

Part #	Description	Depth	Total	ID	OD	Wall	Core	Shank	Qty.
Solid Tines									
311.112.200	1/2 x 8 #	8	10	na	12mm	na	na	12mm	30
311.118.200	3/4 x 8	8	10	na	18mm	na	na	18mm	20
9990019	1/2 x 14	14	15-1/2	na	12mm	na	na	12mm	40
2381837	1/2 x 10	10	12-1/2	na	12mm	na	na	12mm	40
2381841	3/4 x 10	10	12-1/2	na	18mm	na	na	18mm	20B
2381838	1/2 x 12	12	14	na	12mm	na	na	12mm	40
2382638	3/4 x 12 #	12	14	na	18mm	na	na	18mm	20B
2382639	3/4 x 16	16	18	na	18mm	na	na	18mm	20B
2382640	1 x 16	16	18	na	24mm	na	na	24mm	20
311.112.150	1/2 x 6	6	8	na	12mm	na	na	12mm	40
311.108.150	5/16 x 6	6	8	na	8mm	na	na	8mm	40M/80*
311.105.125	3/16 x 5	5	5-3/4	na	5mm	na	na	5mm	40N
9990056	5/16 x 7	7	8-1/2	na	8mm	na	na	8mm	40M/80*
9990059	5/16 x 10	10	11-1/2	na	8mm	na	na	8mm	40M/80*
311.112.075	1/2 x 3/4 Dimple	3/4	4	na	12mm	na	na	12mm	80*
Coring Tines									
311.210.080	3/8 x 3-1/4	3-1/4	4-1/4	5/16	3/8	.045	1/4	8mm	40M/80*
311.210.125	3/8 x 5	5	6	5/16	3/8	.047	1/4	8mm	40M/80*
9990022	5/8 x 7	7	8	1/2	5/8	.062	3/8	12mm	40
9990023	3/4 x 10	10	11-3/4	9/16	3/4	.094	7/16	18mm	20B
9990024	1 x 10	10	11-3/4	3/4	1	.125	5/8	18mm	20B
9990034	1-1/4 x 12	12	14-1/2	7/8	1-1/4	.156	3/4	24mm	20
9990040	3/4 x 10	10	11-1/2	9/16	3/4	.094	7/16	12mm	40
9990076	1 x 6	6	7	3/4	1	.125	5/8	12mm	40
999F003	13/16 x 6	6	7-3/8	9/16	13/16	.105	1/2	12mm	40
999F005	5/8 x 6	6	7	1/2	5/8	.062	3/8	12mm	40
999F007	5/8 x 6 fixed shank	6	7	1/2	5/8	.062	3/8	12mm	40

7526



CONTINUED FROM PREVIOUS PAGE


Part #	Description	Depth	Total	ID	OD	Wall	Core	Shank	Qty.
Adapters									
314.208.043	M-8mm to 12mm	na	na	8mm	12mm	na	na	na	40
314.205.043	N-5mm to 12mm	na	na	5mm	12mm	na	na	na	40
2451800	B-3/4 to 1.0	na	na	18mm	24mm	na	na	na	20
311.812.120	X-1/2 Verti-Drill	na	na	1/2	na	na	na	12mm	40
311.819.120	Y-3/4 Verti-Drill	na	na	3/4	na	na	na	18mm	20

Verti-Drills									
311.812.230	1/2 x 10 Drill	10	10-1/2	na	1/2	na	na	1/2	40X
311.819.230	3/4 x 10 Drill	10	10-1/2	na	3/4	na	na	3/4	20Y&B

<u>Accessories</u>	Description	Notes	Qty
9500120	Hydraulic Wheel Kit	Converts from 3-pt mount to trailed unit with hydraulic lift frame & tires	1
211.752.009	Turf Hold Down Kit	Aligns with 12mm tineholder holes	1
211.752.008	Turf Hold Down Kit	Aligns with 18mm tineholder holes	1
211.752.012	Pencil Tine Block Kit	Holds eight 8mm shank tines per head	1 kit
314.425.186	Quad Tine Block	Holds eight 3/8" shank tines	10
314.425.184	Dimple Tine Block	Holds eight 12mm dimple tines or eight 12mm shank quad or cross tines	10
211.752.004	Auxiliary Spring Kit	Additional external spring for added tension	10
468.102.230	Tine head reinforcing plate	Hardened plate bolts to bottom of tine head for additional strength	10



Auxiliary Spring Kit



Tine Head Plate

7626



The 7526 has ten tine heads, each with four 12 mm & two 24 mm tine mounts, max. depth 16"

Part #	Description	Depth	Total	ID	OD	Wall	Core	Shank	Qty.
Solid Tines									
311.112.200	1/2 x 8 #	8	10	na	12mm	na	na	12mm	30
311.118.200	3/4 x 8	8	10	na	18mm	na	na	18mm	20
9990019	1/2 x 14	14	15-1/2	na	12mm	na	na	12mm	40
2381837	1/2 x 10	10	12-1/2	na	12mm	na	na	12mm	40
2381841	3/4 x 10	10	12-1/2	na	18mm	na	na	18mm	20B
2381838	1/2 x 12	12	14	na	12mm	na	na	12mm	40
2382638	3/4 x 12 #	12	14	na	18mm	na	na	18mm	20B
2382639	3/4 x 16	16	18	na	18mm	na	na	18mm	20B
2382640	1 x 16	16	18	na	24mm	na	na	24mm	20
311.112.150	1/2 x 6	6	8	na	12mm	na	na	12mm	40
311.108.150	5/16 x 6	6	8	na	8mm	na	na	8mm	40M/80*
311.105.125	3/16 x 5	5	5-3/4	na	5mm	na	na	5mm	40N
9990056	5/16 x 7	7	8-1/2	na	8mm	na	na	8mm	40M/80*
9990059	5/16 x 10	10	11-1/2	na	8mm	na	na	8mm	40M/80*
311.112.075	1/2 x 3/4 Dimple	3/4	4	na	12mm	na	na	12mm	80*
Coring Tines									
311.210.080	3/8 x 3-1/4	3-1/4	4-1/4	5/16	3/8	.045	1/4	8mm	40M/80*
311.210.125	3/8 x 5	5	6	5/16	3/8	.047	1/4	8mm	40M/80*
9990022	5/8 x 7	7	8	1/2	5/8	.062	3/8	12mm	40
9990023	3/4 x 10	10	11-3/4	9/16	3/4	.094	7/16	18mm	20B
9990024	1 x 10	10	11-3/4	3/4	1	.125	5/8	18mm	20B
9990034	1-1/4 x 12	12	14-1/2	7/8	1-1/4	.156	3/4	24mm	20
9990040	3/4 x 10	10	11-1/2	9/16	3/4	.094	7/16	12mm	40
9990076	1 x 6	6	7	3/4	1	.125	5/8	12mm	40
999F003	13/16 x 6	6	7-3/8	9/16	13/16	.105	1/2	12mm	40
999F005	5/8 x 6	6	7	1/2	5/8	.062	3/8	12mm	40
999F007	5/8 x 6 fixed shank	6	7	1/2	5/8	.062	3/8	12mm	40

7626



CONTINUED FROM PREVIOUS PAGE

Part #	Description	Depth	Total	ID	OD	Wall	Core	Shank	Qty.
Adapters									
314.208.043	M-8mm to 12mm	na	na	8mm	12mm	na	na	na	40
314.205.043	N-5mm to 12mm	na	na	5mm	12mm	na	na	na	40
2451800	B-3/4 to 1.0	na	na	18mm	24mm	na	na	na	20
311.812.120	X-1/2 Verti-Drill	na	na	1/2	na	na	na	12mm	40
311.819.120	Y-3/4 Verti-Drill	na	na	3/4	na	na	na	18mm	20

Verti-Drills									
311.812.230	1/2 x 10 Drill	10	10-1/2	na	1/2	na	na	1/2	40X
311.819.230	3/4 x 10 Drill	10	10-1/2	na	3/4	na	na	3/4	20Y&B

<u>Accessories</u>	Description	Notes		Qty
211.762.002	Turf Hold Down Kit	Aligns with 12mm tineholder holes		1
211.762.004	Turf Hold Down Kit	Aligns with 18mm tineholder holes		1
211.752.012	Pencil Tine Block Kit	Holds eight 8mm shank tines per head		1 kit
211.762.006	Hydraulic Wheel Kit	Converts from 3-pt mount to trailed unit with hydraulic lift frame & tires		1
314.425.186	Quad Tine Block	Holds eight 3/8" shank tines		10
314.425.184	Dimple Tine Block	Holds eight 12mm dimple tines or eight 12mm shank quad or cross tines		10
468.102.230	Tine head reinforcing plate	Hardened plate bolts to bottom of tine head for additional strength		10
211.752.004	Auxiliary Spring Kit	Additional external spring for added tension		10

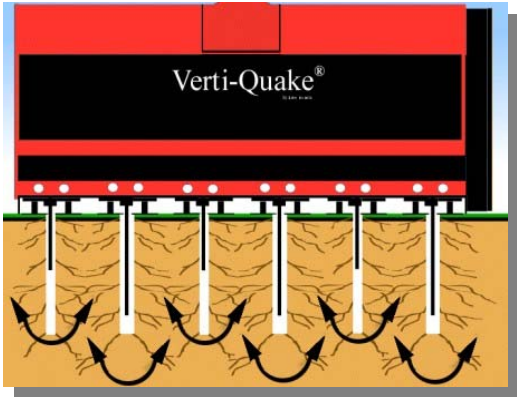
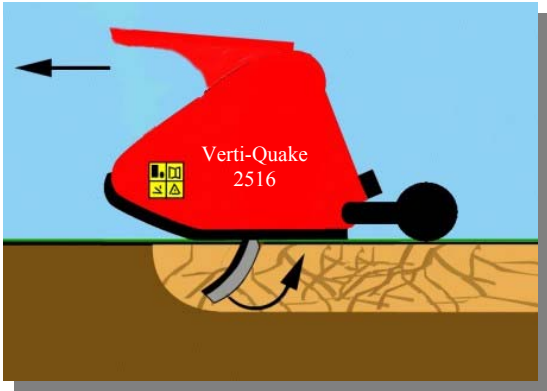


VERTI-QUAKE



The Verti-Quake utilizes a set of rotating knives bolted to the main rotor.
 Refer to the listing for sizes and options by model.

Part #	Description	Depth	Total	OD	Qty.
Knives					
1005112R #	Knife, 2515/2516/2521	10	15-1/2	1/2	18/18/24
Coulter Knives					
I005130R	Coulter Knife, 2515/2516/2521	10	20-1/2	5/8	6/6/8
Coulter Knives Kits					
215.150.001	Coulter Knives Kit, 2515	10	20-1/2	5/8	1
215.160.002	Coulter Knives Kit, 2516	15	26	1	1
215.210.002	Coulter Knives Kit, 2521	15	26	1	1

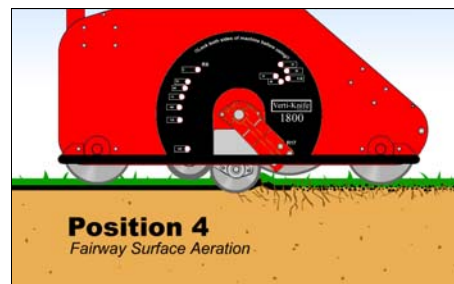
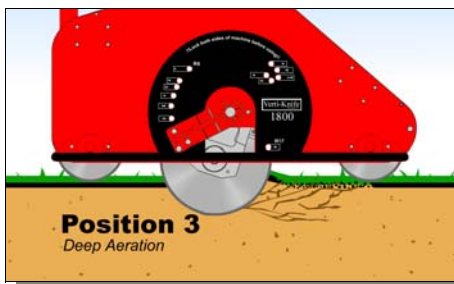
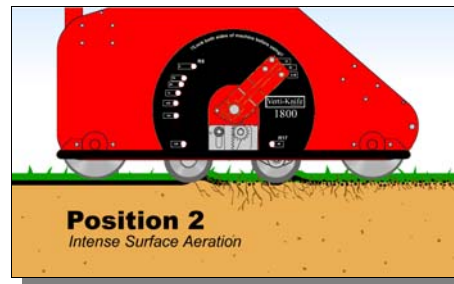


VERTI-KNIFE



The Verti-Knife utilizes 4 sets of circular blades on a locking, rotating carousel allowing a variety of depth and spacing.

Part #	Description	Depth	Diameter	Thickness	Qty.
Blades					
I007981 #	R6 Disc Blade	6	18	5/32	6
I005138R #	R17/4 Disc Blade	1-5/8	8	5/32	17
I005137R #	R18/3 Disc Blade	1-5/8	8	1/8	18
I005137R #	R17/3 Disc Blade	1-5/8	8	1/8	17



VERTI- CORE II 1600



The Verti-Core II has six tine heads, each with five 3/4" (19mm) tine holes, max. depth 5"

Part #	Description	Depth	Total	ID	OD	Wall	Core	Shank	Qty. 1600
Coring Tines									
311.210.127	3/8x5 SE	5	6	5/16	3/8	.047	1/4	5/16	48*
311.210.080	3/8x3-1/4SE	3-1/4	4-1/4	5/16	3/8	.047	1/4	5/16	48*
311.719.150	3/4x6 TSE	5	6	9/16	3/4	.094	7/16	3/4	30A
9990075	13/16x6 # TSE	5	6	5/8	13/16	.094	1/2	3/4	30A
9990079	1x6 SE	5	7	3/4	1	.120	5/8	3/4	30A
999R003	1x6 TSE	5	6	3/4	1	.150	3/4	7/8	24B

TE = Top Eject
TSE = Top & Side Eject
SE = Side Eject with solid shank

A = For use with standard tineholder-five 3/4 shank tines
B = For use with quad tineholder- four 7/8 shank tines
** = for use with pencil or needle tine heads*

VERTI- CORE II 1600



CONTINUED FROM PREVIOUS PAGE

Part #	Description	Depth	Total	ID	OD	Wall	Core	Shank	Qty.	List (each)
Chisel Tine										
311.619.127	1 1/8 wide x 5	4	5	na	.75	.156	na	3/4	24A/18B	
Pencil Tine										
311.108.150	5/16 x 6	6	8	na	8mm	na	na	8mm	36*	
Needle Tine										
311.105.125	3/16 x 5	5	5-3/4	na	.187	na	na	3/16	126*	

<u>Accessories</u>	Description	Notes	Qty	List
Available Soon	Pencil Tine Head Kit	Kit contains parts for full machine, each head holds 8x 5/16 shank tines	1	
Available Soon	Quad Tine Head Kit	Kit contains parts for full machine, each head holds 8x 3/8 shank tines	1	
Available Soon	7/8" Tine Head	Replaces standard tine head with head that holds 4x of the 7/8" mount tines	6	
Available Soon	7/8" THD Kit	Must be used with the above 7/8" mount tine heads	6	
Available Soon	THD Kit for Pencil Tines	Stainless-steel plates for use with pencil tine heads	1	
Available Soon	Windrow Kit	Funnels cores into a row behind machine	1	

THD = Turf Hold-Down

MULTI-SPIKE 1200



The MS-1200 has a single rotor with 9 disks, max. depth 10"

Part #	Description	Depth	Total	ID	OD	Wall	Core	Shank	Qty.
Knives									
311.305.300	Deep Slitting Knife	10	12	na	na	na	na	na	36
311.303.290	Truckster Knife	9	11.5	na	na	na	na	na	36
311.302.160	Fine Slitting Knife	4	6	na	na	na	na	na	192
311.305.302	Twist Knife	9	11.5	na	na	na	na	na	36
Coring Tine									
311.228.250	Hollow Coring Tine	6	8.5	.906	1.06	.109	3/4	na	54

Accessories

Part #	Description	Notes	Qty
213.120.004	Truckster Knife Kit	Includes 36 knives and hardware	1
213.120.006	Additional Truckster Knife Kit	Increases blades per disk, includes 18 knives and hardware	1
213.120.008	Fine Slitting Knife Kit	192 fine slitting knives and hardware	1
213.120.010	Deep Slitting Knife Kit	Includes 36 deep slitting knives and hardware	1
213.120.012	Additional Deep Slitting Knife Kit	Increases blades per disk, includes 18 knives and hardware	1
213.120.014	Hollow Coring Tine Kit	Includes 54 hollow tines and hardware	1
213.120.018	Twist Blade Kit	Includes 36 twist heave aeration knives and hardware	1
213.120.016	Wheel Kit	Convert to towed unit with bogy wheels	1
213.220.016	Weight Transfer Kit	Applies tractor weight to spiker	1



Fine Slitting Knives



Weight Transfer Kit

LEVEL- SPIKE 1700/2200



The LS-1700 & 2200 has a single rotor with 12 & 16 disks, max. depth 10"

Part #	Description	Depth	Total	ID	OD	Wall	Core	Qty.
Knives								
311.305.300	Deep Slitting Knife	10	12	na	na	na	na	48/64
311.303.290	Truckster Knife	9	11.5	na	na	na	na	48/64
311.302.160	Fine Slitting Knife	4	6	na	na	na	na	264/360
311.305.302	Twist Knife	9	11.5	na	na	na	na	48/64
Coring Tine								
311.228.250	Hollow Coring Tine	6	8.5	.906	1.06	.109	3/4	72/96

Accessories			
Part #	Description	Notes	Qty
213.170.004	Truckster Knife Kit 1700	Includes 48 knives and hardware	1
213.170.006	Additional Truckster Kit 1700	Adds 24 knives to above kit	1
213.170.008	Fine Slitting Knife Kit 1700	264 fine slitting knives and hardware	1
213.170.010	Deep Slitting Knife Kit 1700	48 deep slitting knives and hardware	1
213.170.012	Add. Deep Slitting Kit 1700	Adds 24 knives to above kit	1
213.170.014	Hollow Coring Tine Kit 1700	Includes 72 hollow tines and hardware	1
213.170.016	Twist Blade Kit	Includes 48 twist heave aeration knives and hardware	1
213.170.002	Rear Roller 1700	Used to regulate depth, and for storage	1
213.220.004	Truckster Knife Kit 2200	Includes 64 knives and hardware	1
213.220.006	Additional Truckster Kit 2200	Adds 32 blades to above kit	1
213.220.008	Fine Slitting Knife Kit 2200	Includes 360 blades and hardware	1
213.220.010	Deep Slitting Knife Kit 2200	Includes 64 knives and hardware	1
213.220.012	Add. Deep Slitting Kit 2200	Adds 32 blades to above kit	1
213.220.014	Hollow Tine Kit 2200	Includes 96 coring tines and hardware	1
213.220.018	Twist Blade Kit	Includes 64 twist heave aeration knives and hardware	1
213.220.016	Weight Transfer Kit	Applies tractor weight to spiker	1
213.220.002	Rear Roller Kit 2200	Used to regulate depth, and for storage	1

TURF-TIDY 1500/1800



The Turf Tidy 1500 & 1800 has a single rotor mounting up to 52 & 64 blades and/or up to 4 brush-strips.

Part #	Description	Length	Width	Thick	Qty.
Blades					
341.303.160	Scarifier Blade, Long, 2 holes #	6.50	1.25	.125	52/64
35000-075	Scarifier Blade, Short, 1 hole	4.75	1.25	.125	52/64
341.302.120	Back-to-Back Flail Blade	4.75	1.25	.063	104/128
341.305.120	Plain Flail Blade	4.75	1.25	.188	52/64
Brushes					
71000-695E	Brush Element, 1500				4
71000-695F	Brush Element, 1800				4



Turf Tidy 1310/1710



Part #	Description	Length	Width	Thick	Qty.
Blades					
341.303.160	Scarifier Blade, Long, 2 holes #	6.50	1.25	.125	56/72
35000-075	Scarifier Blade, Short, 1 hole	4.75	1.25	.125	56/72
341.302.120	Back-to-Back Flail Blade	4.75	1.25	.063	112/144
341.305.120	Plain Flail Blade	4.75	1.25	.188	56/72
Brushes					
348.101.375	Brush Element, 1310				4
348.101.755	Brush Element, 1710				4

<u>Accessories</u>			
Part #	Description	Notes	Qty
241.131.004	Plain Flail Blade Kit for 1310	Full Set of Flail Blades	1
241.171.004	Plain Flail Blade Kit for 1710	Full Set of Flail Blades	1
241.131.006	Back-to-Back Flail Blade Kit 1310	Full Set of Flail Blades	1
241.171.006	Back-to-Back Flail Blade Kit 1710	Full Set of Flail Blades	1
241.131.002	Brush Kit for 1310	Includes 4 brushes and hardware	1
241.171.002	Brush Kit for 1710	Includes 4 brushes and hardware	1
241.131.014	Set of Castor Wheels	Replaces front roller when sweeping hard surfaces	1
241.131.010	Short-Coupled Version Kit, 1310 only	Mounts machine directly to tractor lower lift arms	1
241.131.008	Dual Wheel Kit, 1310	For reduced ground pressure	1



Verti-Drain Model 105.145H on hydraulic frame

	Size	001.060	005.120	105.145	205.150	305.200
Solid						
2381837	1/2" x 10"		18	24	24 A	32 A
2381841	3/4" x 10"		12	12	12 B	16 B
2381838	1/2" x 12"			24	24 A	32 A
9990019	1/2" x 14"				12A	16A
2382638	3/4" x 12"			12	12 B	16 B
2382639	3/4" x 16"				12 B	16 B
2382640	1" x 16"				12	16
311.112.150	1/2" x 6"	12	18	24	24 A	32 A
311.108.150	5/16" x 6"	12 C	18D/42 F	24D/48 H		
311.105.125	3/16" x 5"	12N	18N			
9990056	5/16" x 7"		18D/42 F	24D/48 H		
9990059	5/16" x 10"		18D/42 F	24D/48 H	24AM	32AM
Hollow						
311.210.080	3/8" x 3-1/4", 5/16" shank		18M/42 F	24M/48 H		
311.210.125	3/8" x 5", 5/16" Shank		18M/42 F	24M/48 H		
999F005	5/8" x 6", 1/2" Shank	12	18	24	24 A	32 A
9990022	5/8" x 7", 1/2" Shank		18	24	24 A	32 A
9990040	3/4" x 10", 1/2" Shank		18	24	24 A	32 A
9990023	3/4" x 10", 3/4" Shank		12	12	12 B	16 B
9990024	1" x 10", 3/4" Shank		12	12	12 B	16 B
9990034	1-1/4" x 12", 1" Shank				12	16
999F003	13/16" x 6", 1/2" Shank		18	24	24 A	32 A
9990076	1" x 6", 1/2" Shank		18	24	24 A	32 A
Adapters/Blocks		Tines not included				
A=9991035	Multi-Tine Block				6	8
B=2451800	Adapter Sleeve				12	16
D=9990058	Adapter Sleeve		18	24		
F=9991080	Pencil Tine Block		6			
H=9991090	Pencil Tine Block			6		
J=9990210	Pencil Tine Block				6	8
M=314.208.043	Adapter Sleeve	12	18	24	24	32
N=314.205.043	Adapter Sleeve	12	18			



Replacement Coring Tubes		
<i>Part Number</i>	<i>Size</i>	
311.716.150	5/8" x 6"	
9990036	5/8" x 7"	
311.719.150	3/4" x 6"	
311.719.200	3/4" x 8"	
311.725.200	1" x 8"	
999T003	13/16" x 6"	
9990037	3/4" x 10"	
9990038	1" x 10"	
9990039	1-1/4" x 12"	
9990078	1" x 6"	

Replacement Tubes include roll-pins

**EASY-CORE 108
&
EASY-CORE 208**



The Easy-Core & Easy-Core Hydro hold 8 tines in a threaded tine holder arm

Part #	Description	Depth	Total	ID	OD	Wall	Core	Shank	Qty.
Solid Tines									
E91.919.591	3/8 x 3 Solid	3	4-7/8	na	3/8	na	na	Threaded	8
E91.919.499	7/8 x 3 Solid	3	4-7/8	na	7/8	na	na	Threaded	8
Coring Tines									
E91.919.590	5/8 x 3 side eject	3	4-7/8	3/8	5/8	.250	3/8	Threaded	8
E91.919.597	7/8 x 3 side eject #	3	4-7/8	5/8	7/8	.250	5/8	Threaded	8
E91.919.592	1-3/4 x 3 side eject transfer	3	5	1-1/2	1-3/4	.250	1-1/2	Threaded	8

<u>Accessories</u>	Description	Notes	Qty
217.020.000	Sulkey	A small trailer for the operator to be pulled along behind the Easy-Core 208	1

EASY-CORE 116 TOW BEHIND



The Easy-Core Tow Behind holds 16 tines in a threaded tineholder arm

Part #	Description	Depth	Total	ID	OD	Wall	Core	Shank	Qty.
Solid Tines									
E91.919.591	3/8 x 3 Solid	3	4-7/8	na	3/8	na	na	Threaded	16
E91.919.499	7/8 x 3 Solid	3	4-7/8	na	7/8	na	na	Threaded	16
Coring Tines									
E91.919.590	3/8 x 3 side eject	3	4-7/8	3/8	5/8	.250	3/8	Threaded	16
E91.919.597	5/8 x 3 side eject #	3	4-7/8	5/8	7/8	.250	5/8	Threaded	16
E91.919.592	1-1/2 x 3 side eject transfer	3	5	1-1/2	1-3/4	.250	1-1/2	Threaded	16



Authorized Area Dealer: